

# Harmony Asian Growth Fund

month ended 29 March 2019

## Fund details

Investment manager: <b>Momentum Global Investment Management</b>	ISIN A Class: <b>LU0651983982</b>	Price per share A Class: <b>USD 1.2705</b>
Currency: <b>USD</b>	ISIN B Class*: <b>LU0651984014</b>	Price per share B Class*: <b>USD 1.3103</b>
Inception date (fund): <b>12 August 2011</b>	ISIN C Class*: <b>LU0651984105</b>	Price per share C Class*: <b>USD 1.3530</b>
Structure: <b>SICAV - Part 1 Luxembourg 2002 Law (UCITS)</b>	ISIN D Class*: <b>LU0651984287</b>	Price per share D Class*: <b>USD 1.2601</b>
Minimum investment: <b>Share classes A, B, C &amp; D: USD 7,500</b>	Subscriptions / redemptions: <b>daily</b>	Momentum Global Funds AUM: <b>USD 670.8 million</b>
Investment timeframe: <b>5 years +</b>	Website: <b>harmonyportfolios.com</b>	Asian Growth Fund AUM: <b>USD 62.5 million</b>

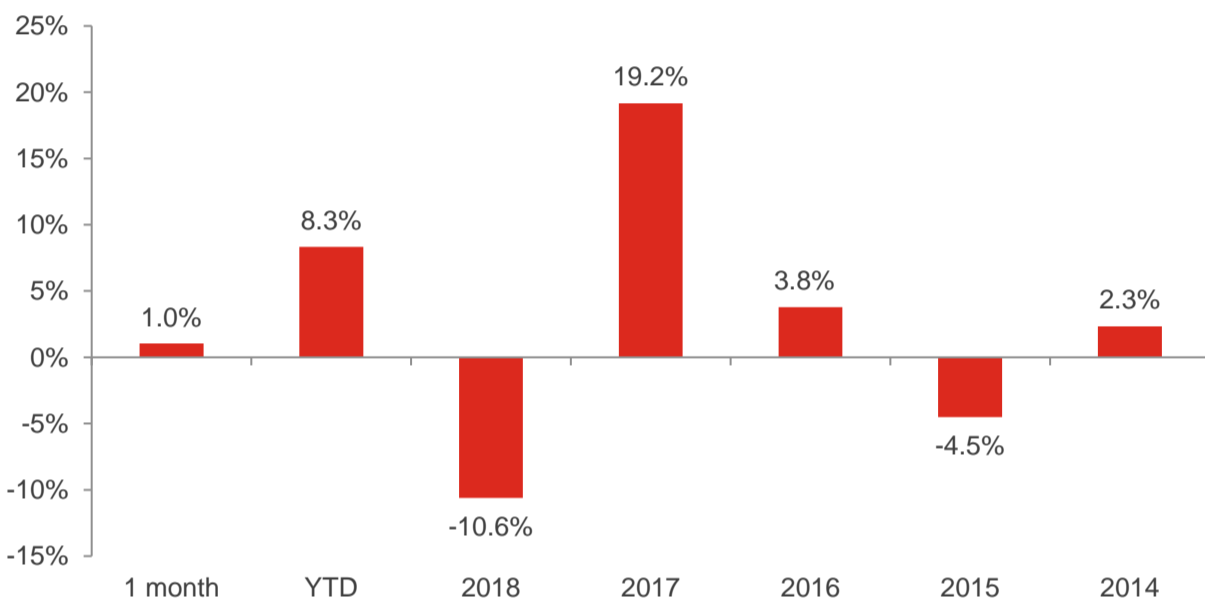
\* share class not available for sale in Hong Kong

## Investment objective

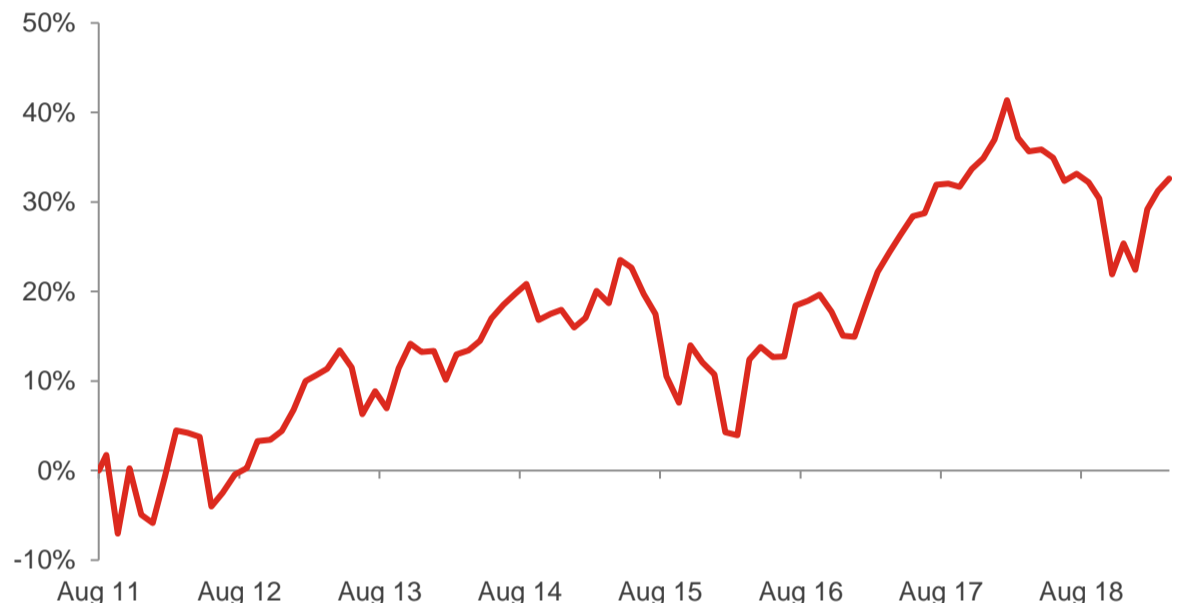
The portfolio will be biased to investments in markets of developed Asian and emerging Asian countries, but could also hold investments outside these countries. The portfolio aims to provide capital growth but with a reduced level of volatility, via strategic exposures to a wide range of asset classes.

Please refer to the Prospectus for full details of the fund, its charges, the investment objective and investment policy.

## Fund performance



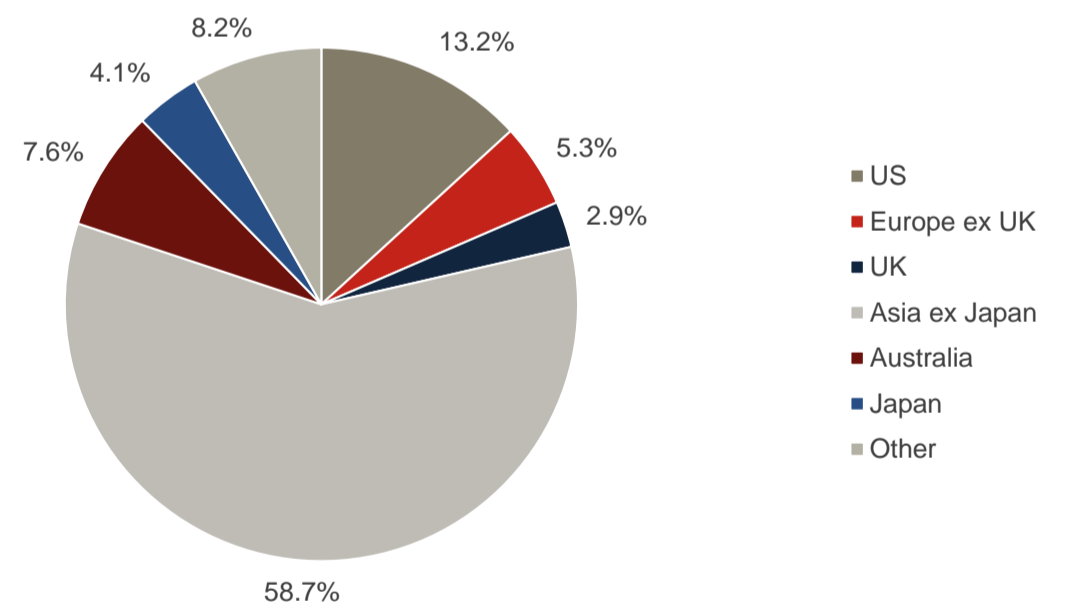
## Cumulative returns (since inception, 12 August 2011)



## Investment statistics (since inception, 12 August 2011)

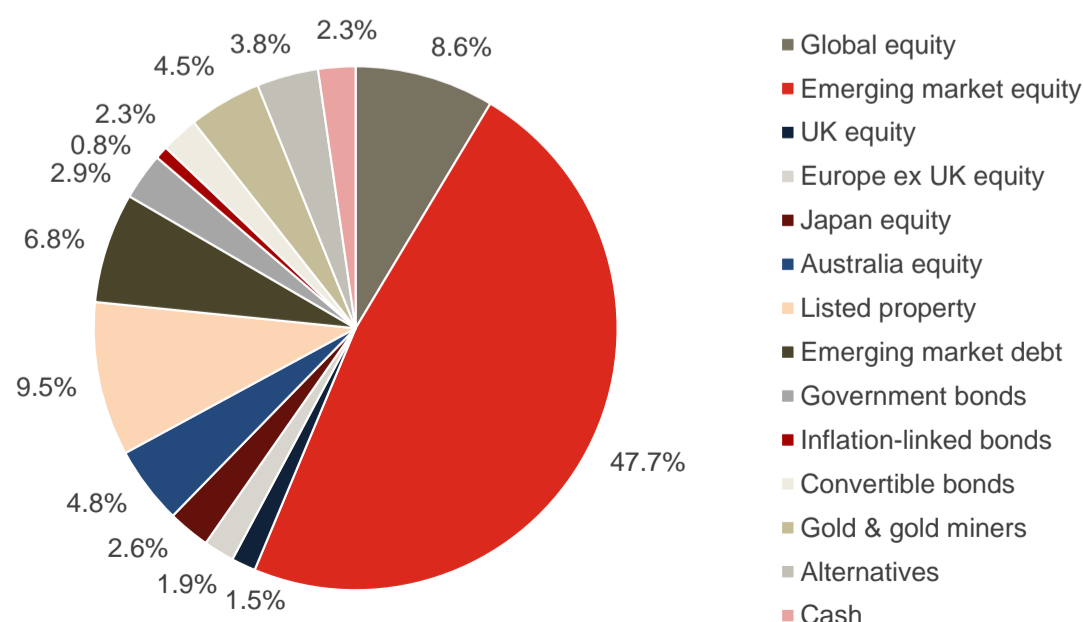
	Cumulative	Annualised
Current month return	1.0%	-
Year-to-date return	8.3%	-
1 year return	-2.2%	-
3 year return	18.0%	5.7%
5 year return	16.9%	3.2%
Since inception return	32.6%	3.8%
Annualised volatility:	10.4%	

## Regional allocation

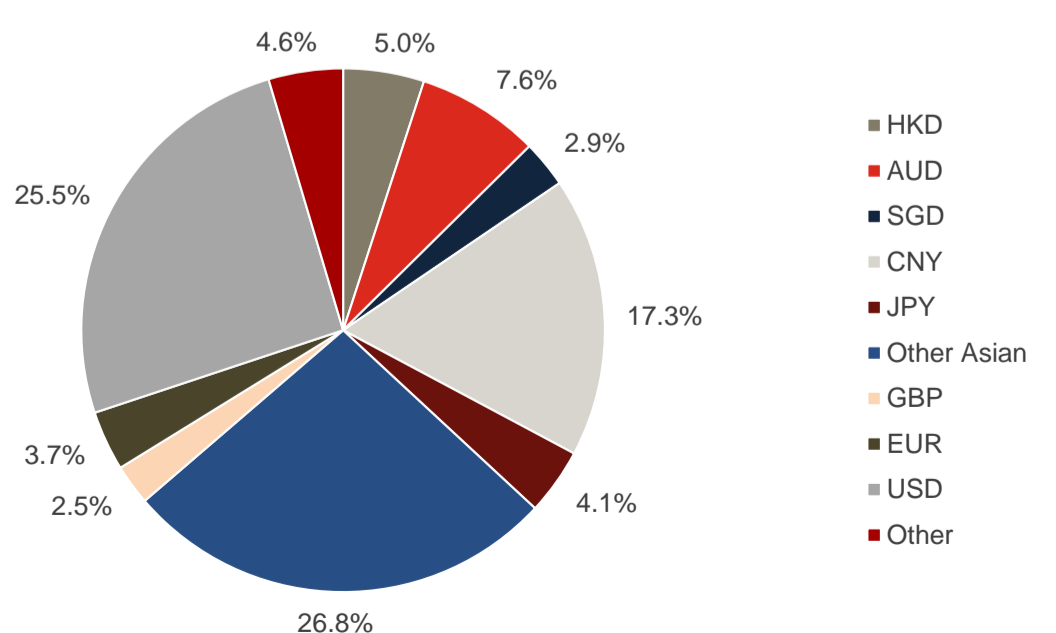


The value of the underlying funds and the income generated from them can go down as well as up, and is not guaranteed. Investors may not get back the original amount invested. The value of investments involving exposure to foreign currencies can be affected by currency exchange rate fluctuations. Past performance is not a guide to future performance.

## Strategy allocation



## Currency allocation



## ■ Holdings

Holdings	Asset type	Weight
Prusik Asian Equity Income	Equity	12.2%
Cadence Strategic Asia	Equity	11.3%
Maple-Brown Abbott Asia ex-Japan	Equity	10.6%
Third Avenue Real Estate Value	Property	7.4%
Fullerton Asian Currency Bonds	Fixed Income	5.7%
Pacific Assets Trust	Equity	5.5%
Sands Capital Emerging Markets Growth	Equity	5.2%
Aberdeen Australasian Equity	Equity	4.8%
iShares Physical Gold ETC	Commodities	4.0%
US Treasury Bonds	Fixed Income	2.9%
Dimensional Emerging Markets Value	Equity	2.9%
Polar Capital Japan	Equity	2.6%
Cash	Cash	2.3%
RWC Asia Convertibles (USD hedged)	Fixed Income	2.3%
Artisan Global Value	Equity	2.2%
iShares Developed Real Estate Index	Property	2.1%
Contrarius Global Equity	Equity	2.0%
Jennison Global Equity Opportunities	Equity	1.9%
FP Crux European Special Situations	Equity	1.9%
Schroder UK Recovery	Equity	1.5%
Heptagon Kopernik Global All-Cap Equity	Equity	1.4%
Morgan Stanley Global Brands	Equity	1.1%
Allianz Structured Return	Alternatives	1.0%
Wells Fargo Global Equity Absolute Return	Alternatives	0.9%
US TIPS	Fixed Income	0.8%
Aberdeen Alternative Risk Premia Enhanced	Alternatives	0.8%
Neuberger Berman Uncorrelated Strategies	Alternatives	0.6%
Jupiter Global Emerging Markets Short Duration Bond	Fixed Income	0.6%
F&C Global Equity Market Neutral	Alternatives	0.5%
Muzinich EM Short Duration (USD hedged)	Fixed Income	0.5%
iShares Gold Producers ETF	Equity	0.5%

Source: Bloomberg, Momentum Global Investment Management.

## ■ Manager commentary

We took the decision to adjust asset allocation in the Portfolio during March by reducing interest rate risk within our government bond holdings. Somewhat unusually, the recent rally in risk assets has coincided with a significant rally in government bond markets as interest rate expectations have tumbled on the back of very dovish messaging from the US Federal Reserve (Fed). This has benefited Portfolio performance as we gradually accumulated Treasury bond holdings over the last two years (as interest rate expectations fall the value of fixed rate bonds rises). This rapid about-turn in market pricing makes some sense given Fed guidance, but in our opinion may have gone too far. Although the global economy has slowed this could well turn out to be a late cycle lull and unlike the market consensus we would ascribe a greater than zero probability to the chance of another interest rate rise in the US later this year. If market expectations did adjust in that direction then there could be substantial downside in longer term Treasury bonds, therefore we eliminated our holding in a Treasury bond that matures in 2043 and allocated the proceeds to a shorter term bond, that matures in 2020 and which is far less vulnerable to changes in interest rate expectations.

Source: Momentum Global Investment Management.

## ■ Important Information

The value of the underlying funds and the income generated from them can go down as well as up, and is not guaranteed. Investors may not get back the original amount invested. Past performance is not a guide to future performance. Performance is calculated on a total return basis, net of all fees.

The fund is not managed with reference to a benchmark, but its performance may be measured against one.

This document does not provide all the facts needed to make an informed investment decision. Prior to investing, investors should read the Key Investor Information Document (KIID) and seek professional investment advice where appropriate.

Harmony Portfolios are sub-funds of the Momentum Global Funds SICAV, which is domiciled in Luxembourg and regulated by the Commission de Surveillance du Secteur Financier. The fund conforms to the requirements of the European UCITS Directive.

Prior to the fund's inception as a sub fund of the Momentum Global Funds SICAV on 12 August 2011, the fund was managed as the Harmony Asian Growth Incorporated Cell (IC) within the Momentum Mutual Fund.

This financial promotion is issued by Momentum Global Investment Management Limited (MGIM). MGIM is the Investment Manager, Promoter and Distributer for the Momentum Global Funds SICAV. MGIM is registered in England and Wales No. 03733094. Registered Office: The Rex Building, 62 Queen Street, London EC4R 1EB. MGIM is authorised and regulated by the Financial Conduct Authority No. 232357.