

MI Momentum Focus 4 Fund (A)

month ended 30 April 2019

Fund details

Investment manager	Momentum Global Investment Management (MGIM)				
Inception	5 November 2012	Structure	UCITS	TER†	1.33%
Currency	GBP	Minimum investment	GBP 1,000	AMC	0.50%
Dealing	Daily	Target return	UK CPI +4% (net)	Share price (NAV)	GBP 1.4031

Investment objective & strategy

The Momentum Focus 4 Fund aims to deliver a real return for investors over the medium to long term of CPI +4% net of fees, with anticipated volatility in the range of 6-9%. The Fund aims to operate within the 'lowest medium' risk profile as defined by Distribution Technology, the independent fund rating agency. The Fund will invest across a range of asset classes using third party investment funds, and is classified in the IA Flexible Investment sector. The minimum investment horizon for the Fund should be thought of as five years.

Fund performance (%)

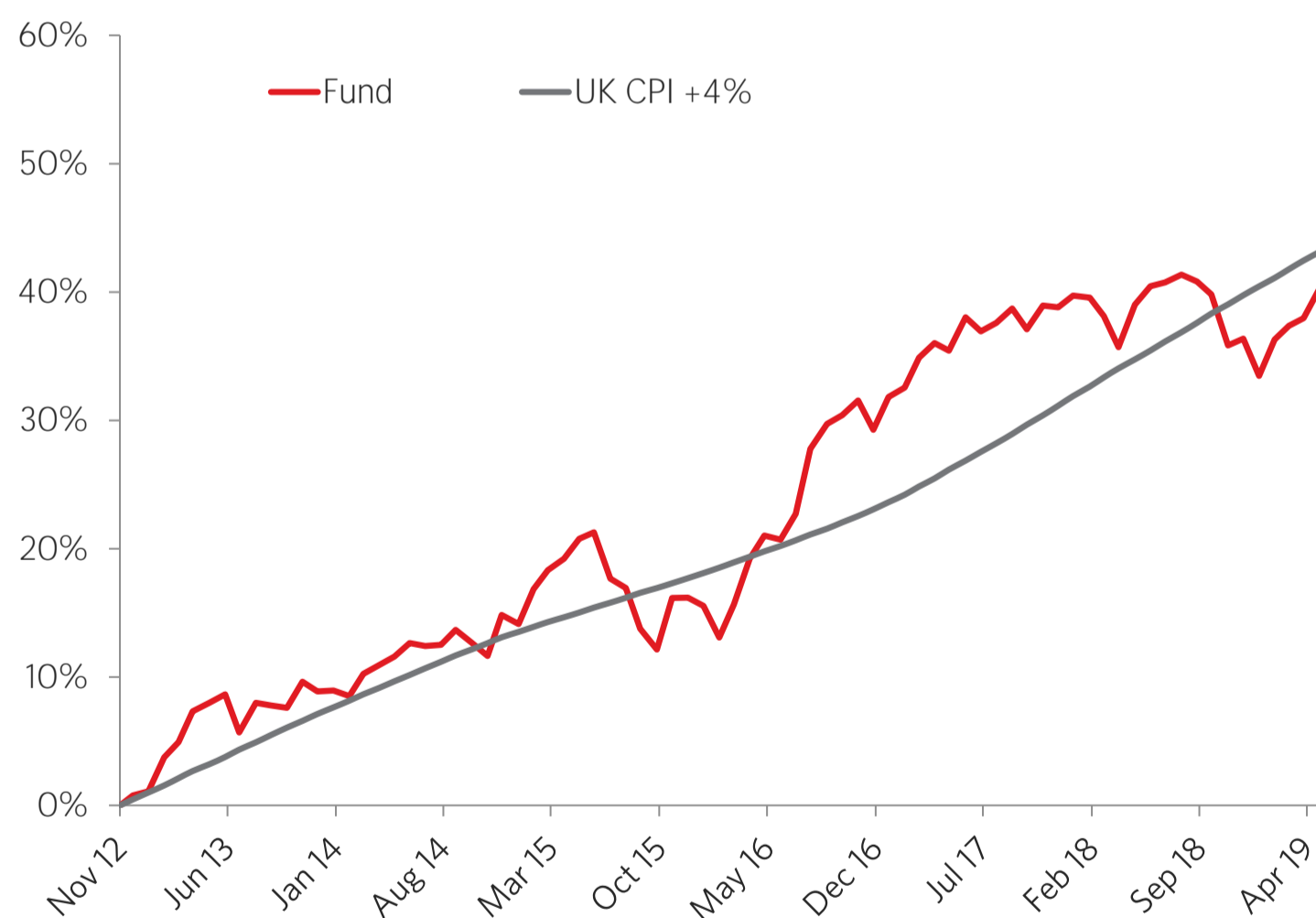
	1 month	3 months	6 months	1 year	3 years (annualised)	5 years (annualised)	Since launch (annualised)	2018	2017	2016	2015	2014
Fund return	1.7	3.0	3.3	0.9	5.1	4.7	5.3	(4.5)	6.0	14.1	1.2	4.8
UK CPI +4%	0.5	1.4	2.9	6.2	6.1	5.5	5.7	6.5	6.7	4.7	4.0	5.5
Difference	1.2	1.6	0.4	(5.3)	(1.0)	(0.8)	(0.4)	(11.0)	(0.7)	9.4	(2.8)	(0.7)

Annualised performance to last quarter-end (%)

	Mar 18 - Mar 19	Mar 17 - Mar 18	Mar 16 - Mar 17	Mar 15 - Mar 16	Mar 14 - Mar 15
Fund return	1.7	(0.2)	14.1	0.0	7.5

Past performance is not indicative of future returns. Fund performance is calculated on a total return basis, net of all fees and in GBP terms.

Historical cumulative performance



Investment team



James Klempster, CFA
Head of Investment Management



Alex Harvey, CFA
Portfolio Manager

The Momentum Focus Series is managed by James Klempster and Alex Harvey. James and Alex form part of our 13 strong investment team who have collectively built and evolved our proprietary investment process over the past 20+ years. The experienced team consists of specialists in equity, fixed income and alternative asset classes as well as members who focus on asset allocation, risk management, portfolio construction and trade implementation.

The value of the underlying funds and the income generated from them can go down as well as up, and is not guaranteed. Investors may not get back the original amount invested. The value of investments involving exposure to foreign currencies can be affected by currency exchange rate fluctuations. Past performance is not a guide to future performance.



Sources: Bloomberg, Maitland Institutional Services, Momentum Global Investment Management, unless otherwise stated.

† As at 31 December 2018, 1.33% of the Net Asset Value of the portfolio was incurred as charges, levies and fees related to the management of the portfolio. Factsheet asset allocation percentages are in some cases based on the normalised (or benchmark) asset allocations of investee funds, as opposed to the actual exposures of those funds at the date of the factsheet. This reflects the expected average allocation over time which will result from decisions to hold particular funds.

Full FinaMetrica Risk Tolerance Risk scores for the Focus Funds is available upon request.

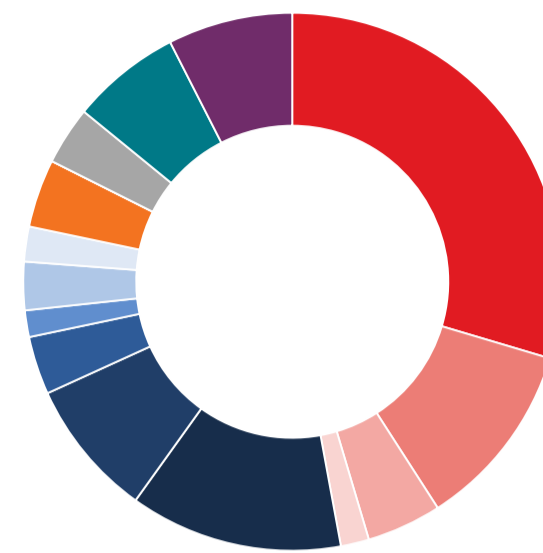
Copyright © 2019 Morningstar UK Limited. All Rights Reserved. The information contained herein: (1) is proprietary to Morningstar and/or its content providers; (2) may not be copied or distributed; and (3) is not warranted to be accurate, complete or timely. Neither Morningstar nor its content providers are responsible for any damages or losses arising from any use of this information. Past performance is no guarantee of future results.

Current holdings - top 10 funds

Holding	Weight
US Treasury Bonds	9.0%
iShares £ Corporate Bond 0-5yr	8.3%
TM RWC UK Equity Income	7.1%
Schroder UK Recovery	7.0%
Evenlode Income	6.4%
iShares FTSE 100	5.6%
Contrarius Global Equity	4.3%
UK Gilt 1% 22/04/2024	3.8%
iShares Physical Gold ETC	3.7%
LF Lindsell Train UK Equity	3.5%

Source: MGIM

Strategy asset allocation¹



Equity	47.1%
UK equity	29.6%
Developed equity	11.3%
Emerging equity	4.5%
Infrastructure equity	1.7%
Fixed Income	31.2%
Sovereign bonds	12.8%
Investment grade credit	8.3%
Emerging market debt	3.5%
High yield credit	1.6%
Inflation-linked bonds	2.9%
Convertible bonds	2.1%
Commodities	4.1%
Gold & gold miners	4.1%
Property	3.5%
Listed property	3.5%
Alternatives	6.6%
Absolute return	6.6%
Cash	7.5%
Cash	7.5%

Allocations subject to change. Source: MGIM

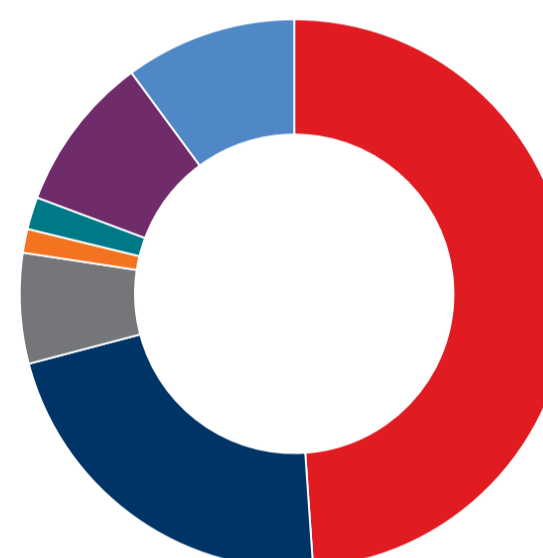
Investment statistics

	Cumulative	Annualised
Year-to-date return	5.1%	-
2 year return	3.6%	1.8%
3 year return	15.9%	5.1%
5 year return	25.7%	4.7%
Since inception return	40.3%	5.3%

Anticipated volatility (indicative)	6-9%
Realised volatility (annualised) Since inception.	5.2%

Source: MGIM

Geographic allocation



United Kingdom	48.9%
North America	22.0%
Europe ex-UK	6.5%
Asia Pacific ex-Japan	1.4%
Japan	1.9%
Emerging markets	9.2%
Other	10.1%

Allocations subject to change. Source: MGIM

Investing in MI Momentum Focus 4 Fund (A)



Fund identifiers

Bloomberg ticker: PFMNF4A
ISIN: GBOOB7W1TW44
SEDOL: B7W1TW4
Citicode: GGML

Fund wrappers

ISAs
SIPPs
Personal pensions
Onshore bonds
Offshore bonds

For direct deals, contact Maitland Institutional Services Ltd: Tel 0345 305 4214 | Fax 0345 280 0466 | Email mgim@maitlandgroup.co.uk

Contact details

Chris Beament
Sales Director
+44 (0)20 7074 3579
cbeament@momentumadvisersolutions.com

Ciara Anderson
Head of Distribution Services
+44 (0)20 7618 1806
distributionservices@momentum.co.uk

Disclosures

¹ Strategy allocation figures reflect the classification of the collective investment schemes (or similar schemes) held by the Fund and do not look through to the underlying holdings of such schemes. Momentum Focus Funds are sub-funds of the MI Momentum Investment Funds ICVC umbrella, an open-ended investment company which is authorised and regulated by the Financial Conduct Authority (FCA). Maitland Institutional Services Limited (authorised and regulated by the FCA) acts as the Authorised Corporate Director (ACD) of the MI Momentum Investment Funds ICVC. Investment in the Funds may not be suitable for all investors. This document is for information only and does not provide you with all of the facts that you need to make an informed investment decision. Investors should read the Key Investor Information Document (KIID) and seek professional investment advice prior to investment. The KIID document is available on the ACD's website via www.maitlandgroup.com. This financial promotion is issued by Momentum, the trading name of Momentum Global Investment Management Limited (authorised and regulated by the FCA), with its registered office at The Rex Building, 62 Queen Street, London EC4R 1EB.

© 2019 Momentum Global Investment Management Limited.