

# Momentum Global Managed Fund - Class A USD

Fund data for the month ending 31 May 2018

## Fund details\*

Manager: <b>Momentum Wealth International Limited</b>	Investment manager: <b>Momentum Global Investment Management</b>	Inception date: <b>19 March 2008</b>	Currency: <b>USD</b>
Income distribution: <b>Accumulating, income received is not distributed</b>	Custodian: <b>Northern Trust (Guernsey) Limited</b>	Subscriptions / redemptions: <b>daily</b>	Fund size: <b>USD 38.6 million</b>
Valuation point: <b>11:00pm (Guernsey time) on the relevant Dealing Day</b>	Investment timeframe: <b>5 years +</b>	Minimum subscription: <b>USD 7,500</b>	Price per share (as at 31 May 2018): <b>USD 1.6522</b>
Benchmark: <b>65% MSCI AC World, 35% Citigroup WorldBIG</b>	Initial fee: <b>none</b>	Financial year-end TER**: <b>1.57%</b>	TER**: <b>1.57%</b>
ASISA sector: <b>Fund of funds</b>			

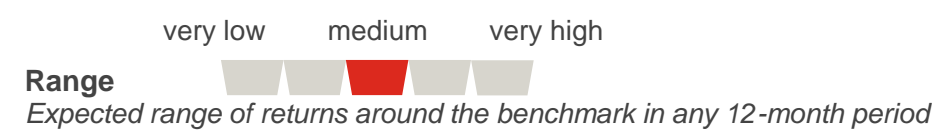
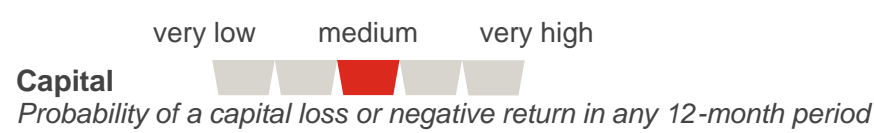
Subscriptions cut-off time:  
**The application form to subscribe must be completed and received by the Administrator by no later than 12:00 noon (Guernsey time) on the Business Day immediately preceding the relevant Dealing Day, with cleared funds to be received by 4.00pm (Guernsey time) three Business Days after the relevant Dealing Day.**

Redemptions cut-off time:  
**Written notice to redeem must be received by the Administrator by no later than 12:00 noon (Guernsey time) on the Business Day immediately preceding the relevant Dealing Day.**

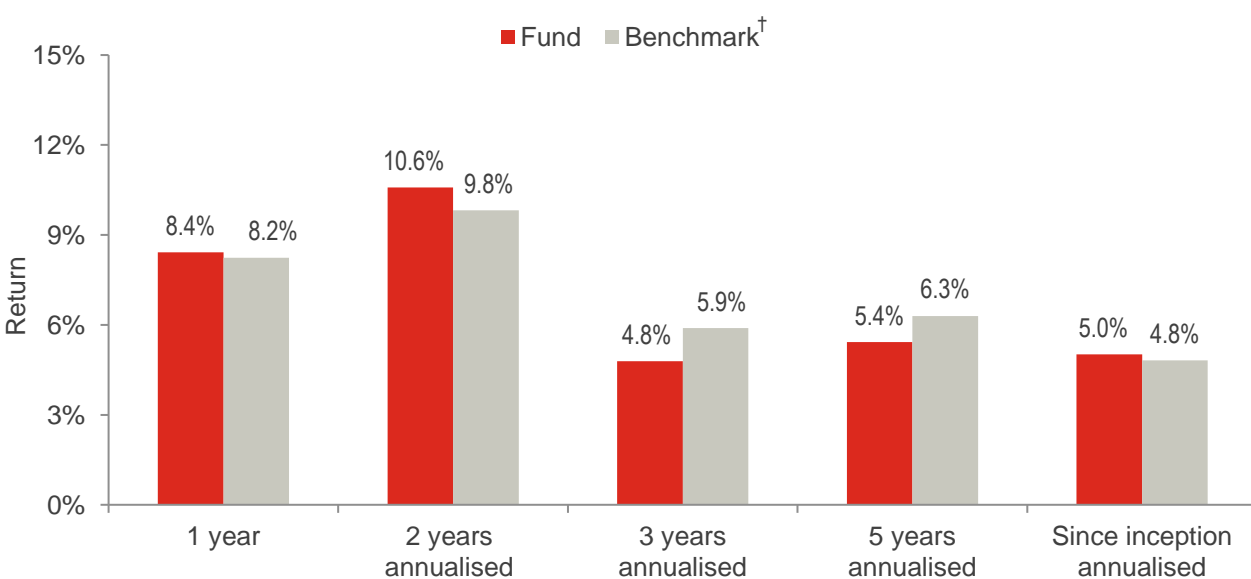
Up to date Fund prices per share are available on [www.morningstar.co.za](http://www.morningstar.co.za) or upon request from the Manager or Administrator.

## Investment objective

The Fund is designed to offer a balance between capital preservation and capital appreciation over the medium to long term through investment in a diversified range of international asset classes and currencies. The Fund is ideally suited to investors with a medium risk tolerance with an investment horizon of 5 years or longer. The Fund intends to achieve its investment objective through a diversified global portfolio primarily consisting of investments in participatory interests of portfolios of collective investment schemes or other similar schemes.



## Fund performance



## Cumulative returns

Year	Highest performance	Lowest performance	Cumulative performance
2008	+4.3% (Dec 2008)	-12.1% (Oct 2008)	-14.1%
2009	+7.5% (May 2009)	-6.6% (Feb 2009)	22.7%
2010	+7.8% (Sep 2010)	-8.4% (May 2010)	7.6%
2011	+7.2% (Oct 2011)	-6.3% (Sep 2011)	-5.8%
2012	+4.7% (Jan 2012)	-6.2% (May 2012)	11.2%
2013	+4.1% (Sep 2013)	-2.8% (Jun 2013)	15.6%
2014	+3.7% (Feb 2014)	-3.4% (Sep 2014)	0.4%
2015	+5.9% (Oct 2015)	-4.5% (Aug 2015)	-3.8%
2016	+6.4% (Mar 2016)	-6.2% (Jan 2016)	4.0%
2017	+2.7% (Jan 2017)	0.1% (Jun 2017)	19.2%
Since inception	+7.8% (Sep 2010)	-12.1% (Oct 2008)	65.2%

† Prior to October 2011 the benchmark for the performance comparison provided in this document comprised: 60% MSCI World, 40% Citigroup WorldBIG. Between October 2011 and July 2013 the benchmark for the performance comparison provided in this document comprised: 60% MSCI AC World, 40% Citigroup WorldBIG.

Source: Morningstar, Lipper Hindsight, Northern Trust International Fund Administration Services (Guernsey) Limited. **Past performance is not indicative of future returns.**

The fund performance is calculated on a total return basis, net of all fees and in US dollar terms. NAV to NAV figures have been used for the performance calculations. The performance is calculated for the Fund. The individual investor performance may differ, as a result of various factors, including the actual investment date. Investment performance calculations are available for verification upon request. Annualised returns are period returns re-scaled to a period of 1 year. This allows investors to compare returns of different assets that they have owned for different lengths of time. Actual annual figures are available to investors upon request.

## Top holdings

Holdings	Asset type	Weight
<sup>1</sup> AXA US Short Duration High Yield	Fixed Income	7.1%
<sup>2</sup> Artisan	Equity	6.7%
<sup>2</sup> Jennison	Equity	5.4%
<sup>1</sup> Muzinich EnhancedYield Short-Term (USD hedged)	Fixed Income	4.3%
<sup>2</sup> Hotchkis & Wiley	Equity	4.2%
<sup>1</sup> Fidelity Emerging Markets	Equity	4.0%
<sup>1</sup> iShares \$ TIPS	Fixed Income	3.9%
<sup>1</sup> Muzinich EM Short Duration (USD hedged)	Fixed Income	3.8%
<sup>2</sup> Paradise	Equity	3.8%
<sup>2</sup> Lapidus	Equity	3.7%

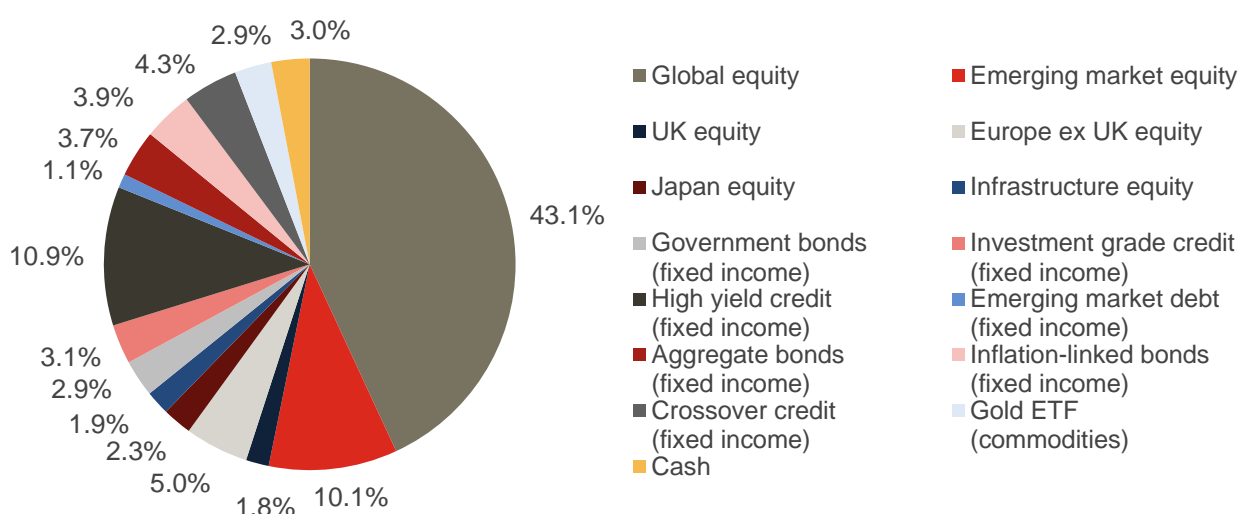
<sup>1</sup> Direct holding <sup>2</sup> Indirectly held in the Momentum IF Global Equity Fund

Source: Momentum Global Investment Management Limited, Northern Trust International Fund Administration Services (Guernsey) Limited.

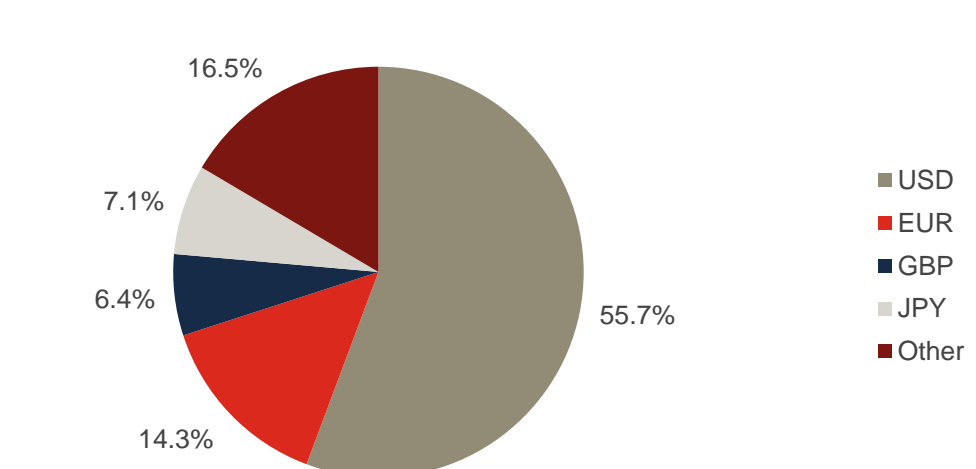
## Investment statistics (since inception)

Cumulative return:	65.2%
Annualised return:	5.0%
Annualised volatility:	11.0%

## Current asset allocation\*\*\*



## Currency allocation



Source: Momentum Global Investment Management Limited, Northern Trust International Fund Administration Services (Guernsey) Limited.

\* Please refer to the fund supplement and scheme particulars for a detailed description of fees and fund facts.

\*\* The Total Expense Ratios (TERs) are the percentages of the net asset value of the class of the Financial Product incurred as expenses relating to the administration of the Financial Product. A higher TER does not necessarily imply a poor return, nor does a low TER imply a good return. A current TER may not necessarily be an accurate indication of future TERs. The TER to 29 March 2018 is based on data for the period from 31 March 2017 to 29 March 2018 and the financial year-end TER is based on data for the financial year-end to 30 June 2017. Cost ratios are calculated using historical actual and/or estimated data and are provided solely as an indication/guide as to the annual expenses/costs that can be incurred. These ratios do not represent any current/actual charges or fees.

\*\*\* Current asset allocation figures reflect the strategy classification of the collective investment schemes (or similar schemes) held by the Fund and do not look through to the underlying holdings of such schemes.

## ■ Market commentary

The most notable event in the month was the fall-out from the indecisive Italian election in March: an unlikely coalition of the anti-establishment 5 Star Movement and the far right League was finally able to form a government in May, only to have their nomination of finance minister overturned by the President. Investors took fright as it seemed the coalition would use this as an opportunity to push for another election in which the populists could have increased their share of the vote, increasing the risks of Italy exiting the euro. In the event a compromise was reached, but not before yields on 10 year Italian bonds had moved sharply higher from 1.9% to 3.2% (now 2.8%).

With a government debt to GDP ratio of 130%, one of the highest in the world, Italy remains vulnerable, despite the better performance of its economy in the past year, and many Italians reject the budgetary constraints imposed by Brussels.

Positive data from the US; problems in Italy plus evidence of slowing growth across the Eurozone more broadly; and steep interest rate differentials between the US and other developed countries, all underpinned the US dollar in May. On a trade weighted basis the dollar rose 2.3% in May, continuing its recovery from the February lows.

The strong dollar and rising interest rates in the US combined to put pressure on emerging markets, especially those most vulnerable with high offshore debt levels and weak current accounts requiring dollar funding. Emerging market equities fell 2.2% in local currency terms over the month (-3.5% in dollar terms). Meanwhile developed markets added 1.3% (+0.6% in dollar terms), led by the US which was the best performing market in US dollar terms.

For the first time since the financial crisis safe haven government bonds, albeit only in the US, are beginning to offer an acceptable yield, and this will change the way other, riskier, markets perform in the months ahead.

The global economy continues to expand at a reasonable rate, and there are few if any signs of capacity shortages that would push up inflation rapidly and trigger an unexpected or steeper tightening of monetary policy. A key factor will be the huge growth in employment in the US over the past few years, leading to unemployment levels at near 50 year lows and some signs of a pick-up in wage inflation. This will be a key metric to watch in coming months but for the time being the economic environment remains broadly benign and hence we believe it is too early to be calling an end to this cycle.

Source: Bloomberg, Momentum Global Investment Management Limited.

## ■ Fees applicable to Class A participating shares

Management and administration fee (per annum):	Investment management fee (per annum):	Other applicable fees (per annum):
0.30% <i>subject to a minimum of USD 22,000 per annum</i> Performance fees are not applicable to this Fund	0.50% Performance fees: 0.00%	Distribution fees: 0.10% Custody fees: 0.04%, subject to a minimum of USD 8,000 per annum. (Custodian fee per transaction: USD 25) Directors' fees: 0.00%

## ■ Risk warnings and important notes

Collective investments are generally medium to long-term investments. The value of units may go down as well as up and past performance is not necessarily a guide to the future.

Collective investments are traded at ruling prices. Commission and incentives may be paid and, if so, would be included in the overall costs. All performance is calculated on a total return basis, after deduction of all fees and commissions and in US dollar terms. Forward pricing is used.

The Fund invests in other collective investments, which levy their own charges. This could result in a higher fee structure for the Fund.

Fluctuations in the value of the underlying funds, the income from them and changes in interest rates mean that the value of the Fund and any income arising from it may fall, as well as rise, and is not guaranteed.

Deductions of charges and expenses mean that you may not get back the amount you invested.

The fees charged within the Fund and by the managers of the underlying funds are not guaranteed and may change in the future.

Higher risk investments may be subject to sudden and larger falls in value in comparison to other investments. Higher risk investments include, but are not limited to, investments in smaller companies, even in developed markets, investments in emerging markets or single country debt or equity funds and investments in high yield or non-investment grade debt.

Notwithstanding ongoing monitoring of the underlying funds within the Fund, there can be no assurance that the performance of the funds will achieve their stated objectives.

The Fund will contain shares or units in underlying funds that invest internationally. The value of an investor's investment and the income arising from it will therefore be subject to exchange rate fluctuations.

Foreign securities may have additional material risks, depending on the specific risks affecting that country, such as: potential constraints on liquidity and the repatriation of funds; macroeconomic risks; political risks; foreign exchange risks; tax risks; settlement risks; and potential limitations on the availability of market information.

The Fund may contain shares or units in underlying funds that do not permit dealing every day. Investments in such funds will only be realisable on their dealing days. It is not possible to assess the proper market price of these investments other than on the fund's dealing days.

No borrowing will be undertaken by the Fund except for the purpose of meeting short term liquidity requirements. Borrowings will not exceed 10% of the net asset value of the Fund. For such purpose, the securities of the Fund may be pledged. No scrip borrowing will be allowed. The Cell is not permitted to enter into any form of borrowing or loan arrangement with other cells of the Company nor other collective investment schemes of the Manager.

While derivative instruments may be used for hedging purposes, the risk remains that the relevant instrument may not necessarily fully correlate to the investments in the Fund and accordingly not fully reflect changes in the value of the investment, giving rise to potential net losses.

Forward contracts are neither traded on exchanges nor standardised. Principals dealing in these markets are also not required to make markets in the currencies they trade, with the result that these markets may experience periods of illiquidity. Banks and dealers will normally act as principals and usually each transaction is negotiated on an individual basis.

The Manager has the right to close the Fund to new investors, in order to manage it more efficiently, in accordance with its mandate.

Investment in the Fund may not be suitable for all investors. Investors should obtain advice from their financial adviser before proceeding with an investment.

Investors are reminded that any forecasts and/or commentary included in this MDD are not guaranteed to occur, and merely reflect the interpretation of the public information and propriety research available to the Investment Manager at a particular point in time.

This report should be read in conjunction with the prospectus of Momentum Mutual Fund ICC Limited and the supplement, in which all the current fees and fund facts are disclosed.

Copies of these scheme particulars, including the Prospectus, Fund Supplement, and the annual accounts of the Scheme, which provide additional information, are available, free of charge, upon request from Momentum Wealth International Limited, La Plaiderie House, La Plaiderie, St Peter Port, Guernsey, GY1 1WF, Telephone 0044 1481 735480, or from our website [www.momentum.co.gg](http://www.momentum.co.gg).

This report should not be construed as an investment advertisement, or investment advice or guidance or proposal or recommendation in any form whatsoever, whether relating to the Fund or its underlying investments. It is for information purposes only and has been prepared and is made available for the benefit of the investors in the Fund.

While all care has been taken by the Investment Manager in the preparation of the information contained in this report, neither the Manager nor Investment Manager make any representations or give any warranties as to the correctness, accuracy or completeness of the information, nor does either the Manager or Investment Manager assume liability or responsibility for any losses arising from errors or omissions in the information.

Momentum Mutual Fund ICC Limited is an incorporated cell company governed by the provisions of the Companies (Guernsey) Law 2008 as amended. Prior to its incorporation as an incorporated cell company on 19 January 2007, it was registered as a protected cell company on 20 February 2006. It is authorised, as an open-ended collective investment scheme of Class B by the Guernsey Financial Services Commission under the Protection of Investors (Bailiwick of Guernsey) Law, 1987 as amended. In giving this authorisation the Guernsey Financial Services Commission do not vouch for the financial soundness of Momentum Mutual Fund ICC Limited or for the correctness of any of the statements made or opinions expressed with regard to it.

Momentum Global Managed Fund IC Limited is a registered incorporated cell of Momentum Mutual Fund ICC Limited, with registered number 47780.

Momentum Global Managed Fund IC Limited is approved under the South African Collective Investment Schemes Control Act (No. 45 of 2002).

Momentum Wealth International Limited is the Fund Manager, licensed by the Guernsey Financial Services Commission, with its registered office at La Plaiderie House, La Plaiderie, St Peter Port, Guernsey, GY1 1WF. Momentum Wealth International Limited is an authorised financial services provider in terms of the Financial Advisory and Intermediary Services Act No. 37 of 2002 in South Africa. Momentum Wealth International Limited is a full member of the Association for Savings and Investments SA (ASISA).

Momentum Collective Investments (RF) (Pty) Ltd a South African company Registration No. 1987/004287/07, with its registered office at 268 West Avenue, Centurion, 0157, South Africa, has been appointed by the Manager as the Representative Office for the fund. Share call number 0860 111 899 Telephone +27 (0) 12 675 3002 Facsimile +27 (0) 12 675 3889.

Momentum Collective Investments (RF) (Pty) Ltd is an authorised manager of collective investment schemes in terms of the Collective Investment Schemes Control Act, No 45 of 2002.

Northern Trust International Fund Administration Services (Guernsey) Limited is the Fund Administrator, licensed by the Guernsey Financial Services Commission, with its registered office at PO Box 255, Trafalgar Court, Les Banques, St Peter Port, Guernsey, GY1 3QL.

Momentum Global Investment Management Limited is the appointed Investment Manager of the fund and is authorised and regulated by the UK Financial Conduct Authority, with its registered address at The Rex Building, 62 Queen Street, London EC4R 1EB. Momentum Global Investment Management Limited is an authorised financial services provider in terms of the Financial Advisory and Intermediary Services Act No. 37 of 2002 in South Africa.

Northern Trust (Guernsey) Limited is the Custodian, licensed by the Guernsey Financial Services Commission, with its registered office at PO Box 71, Trafalgar Court, Les Banques, St Peter Port, Guernsey, GY1 3DA.

Momentum Wealth International Limited does not provide any guarantee, either with respect to the capital or the return of the Fund.

This report may not be circulated or copied where it may constitute an infringement of any local laws or regulations. This report is for the sole use of the intended recipient and may not be reproduced or circulated without the prior written approval of the Manager.