

# Momentum Sterling Balanced Fund - Class A GBP

Fund data for the month ending 31 July 2019

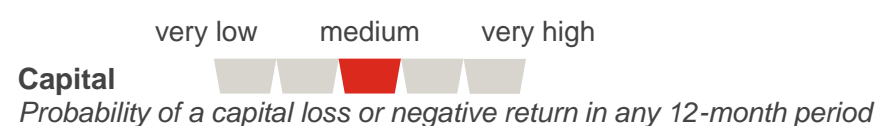
## Fund details\*

|   |   |  |   |
|---|---|--|---|
| Manager:<br><b>Momentum Wealth International Limited</b>  | Investment manager:<br><b>Momentum Global Investment Management</b> | Inception date (investment strategy):<br><b>31 December 2005</b> | Inception date (fund):<br><b>18 April 2007</b>                  |
| Income distribution:<br><b>Accumulating, income received is not distributed</b>   | Custodian:<br><b>Northern Trust (Guernsey) Limited</b>              | Fund size:<br><b>GBP 10.2 million</b>                            | Subscriptions / redemptions:<br><b>daily</b>                    |
| Valuation point:<br><b>11:00pm (Guernsey time) on the relevant Dealing Day</b>  | Investment timeframe:<br><b>3 years +</b>                           | ASISA sector:<br><b>Fund of funds</b>                            | Minimum subscription:<br><b>USD 7,500 (Sterling equivalent)</b> |
| Benchmark:<br><b>30% MSCI UK, 30% MSCI AC World, 35% ICE BofAML Sterling Broad Market, 5% ICE BofAML Global Broad Market</b>  | Price per share (as at 31 Jul 2019):<br><b>GBP 1.8179</b>           | Currency:<br><b>GBP</b>  | Initial fee:<br><b>none</b>                                     |
| Subscriptions cut-off time:<br><b>The application form to subscribe must be completed and received by the Administrator by no later than 12:00 noon (Guernsey time) on the Business Day immediately preceding the relevant Dealing Day, with cleared funds to be received by 4.00pm (Guernsey time) three Business Days after the relevant Dealing Day.</b> | Financial year-end TER**:<br><b>1.28%</b>                           | TER**:<br><b>1.28%</b>   |   |
| Redemptions cut-off time:<br><b>Written notice to redeem must be received by the Administrator by no later than 12:00 noon (Guernsey time) on the Business Day immediately preceding the relevant Dealing Day.</b>  |   |  |   |

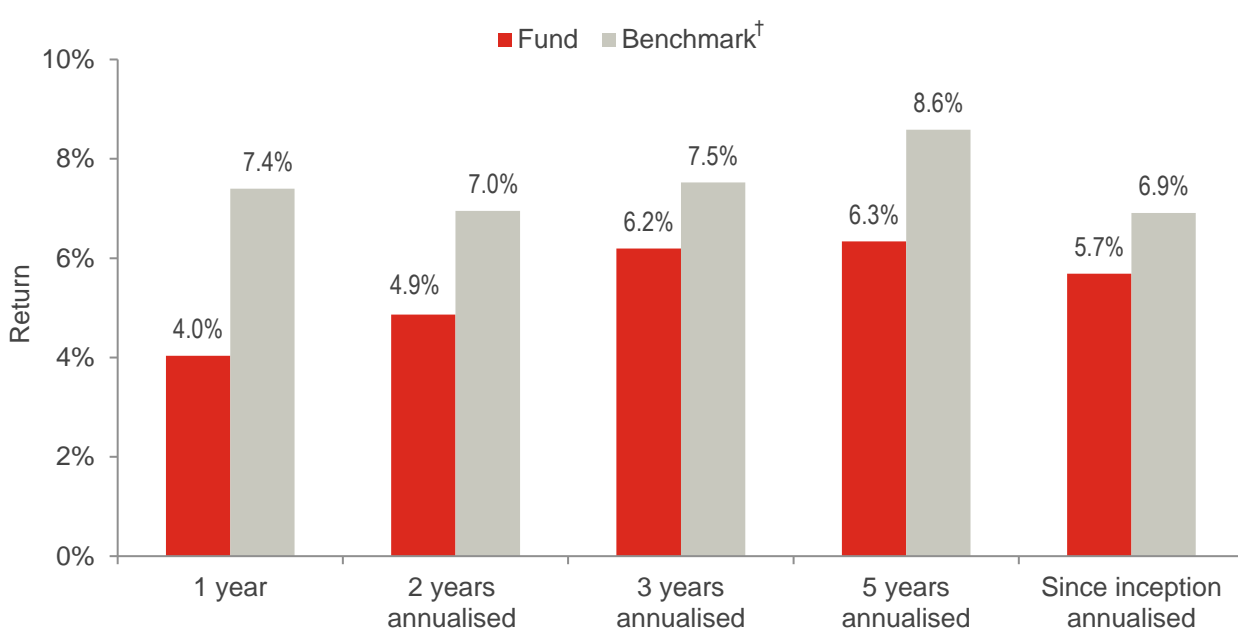
**Up to date Fund prices per share are available on [www.morningstar.co.za](http://www.morningstar.co.za) or upon request from the Manager or Administrator.**

## Investment objective

The primary objective of the Fund is to provide a balance between capital preservation and capital growth over the full investment cycle in local currency terms with a reduced level of volatility. The diversified portfolio invests into a wide range of asset classes including cash, fixed income, high yield, equities and property. As this portfolio has been designed for investors for whom sterling is the base currency, typically two thirds of the portfolio will be held in Sterling based investments. The Fund is ideally suited to investors with a medium risk tolerance with an investment horizon of three years or longer.



## Fund performance



## Cumulative returns

| Year            | Highest performance | Lowest performance | Cumulative performance |
|-----------------|---------------------|--------------------|------------------------|
| 2006            | +3.6% (Mar 2006)    | -5.0% (May 2006)   | +11.6%                 |
| 2007            | +2.3% (May 2007)    | -2.3% (Jul 2007)   | +4.4%                  |
| 2008            | +4.9% (Dec 2008)    | -7.4% (Oct 2008)   | -17.1%                 |
| 2009            | +4.9% (Aug 2009)    | -4.2% (Jan 2009)   | +16.3%                 |
| 2010            | +4.8% (Sep 2010)    | -4.2% (May 2010)   | +10.5%                 |
| 2011            | +2.7% (Oct 2011)    | -4.8% (Aug 2011)   | -3.2%                  |
| 2012            | +3.2% (Feb 2012)    | -2.9% (May 2012)   | +9.3%                  |
| 2013            | +4.8% (Jan 2013)    | -2.1% (Jun 2013)   | +16.8%                 |
| 2014            | +3.3% (Nov 2014)    | -0.9% (Dec 2014)   | +3.8%                  |
| 2015            | +4.0% (Oct 2015)    | -3.4% (Jun 2015)   | +0.7%                  |
| 2016            | +4.3% (Jul 2016)    | -2.6% (Jan 2016)   | +15.3%                 |
| 2017            | +2.3% (May 2017)    | -1.7% (Sep 2017)   | +5.8%                  |
| 2018            | +3.2% (Apr 2018)    | -3.1% (Oct 2018)   | -1.8%                  |
| Since inception | +4.9% (Aug 2009)    | -7.4% (Oct 2008)   | +111.9%                |

† The benchmark for performance comparison provided in this document comprised: (1) 30% MSCI UK, 30% MSCI World ex-UK, 35% FTSE UK Sterling WorldBIG, 5% FTSE WorldBIG prior to 01.08.11; (2) 30% MSCI UK, 30% MSCI AC World ex UK, 35% FTSE UK Sterling WorldBIG, 5% FTSE WorldBIG between 01.08.11 and 31.03.12. With effect from 01.09.13 the 30% allocation in the FTSE All Share index was replaced with the MSCI UK index. This has been applied retrospectively. In addition, with effect from 01.07.18, the 5% allocation in the FTSE WorldBIG index was replaced with the ICE BofAML Global Broad Market index and the 35% allocation in the FTSE UK Sterling WorldBIG index was replaced with the ICE BofAML Sterling Broad Market index. This has not been applied retrospectively. Replacement indices have had similar returns since the inception of the Fund and the changes have no significant impact on performance comparison. Source: Morningstar, Lipper Hindsight, Northern Trust International Fund Administration Services (Guernsey) Limited. **Past performance is not indicative of future returns.** The fund performance is calculated on a total return basis, net of all fees and in pound sterling terms. NAV to NAV figures have been used for the performance calculations. The performance is calculated for the Fund. The individual investor performance may differ, as a result of various factors, including the actual investment date. Investment performance calculations are available for verification upon request. Annualised returns are period returns re-scaled to a period of 1 year. This allows investors to compare returns of different assets that they have owned for different lengths of time. Actual annual figures are available to investors upon request. Since inception figures are since the inception of the investment strategy.

## Top holdings

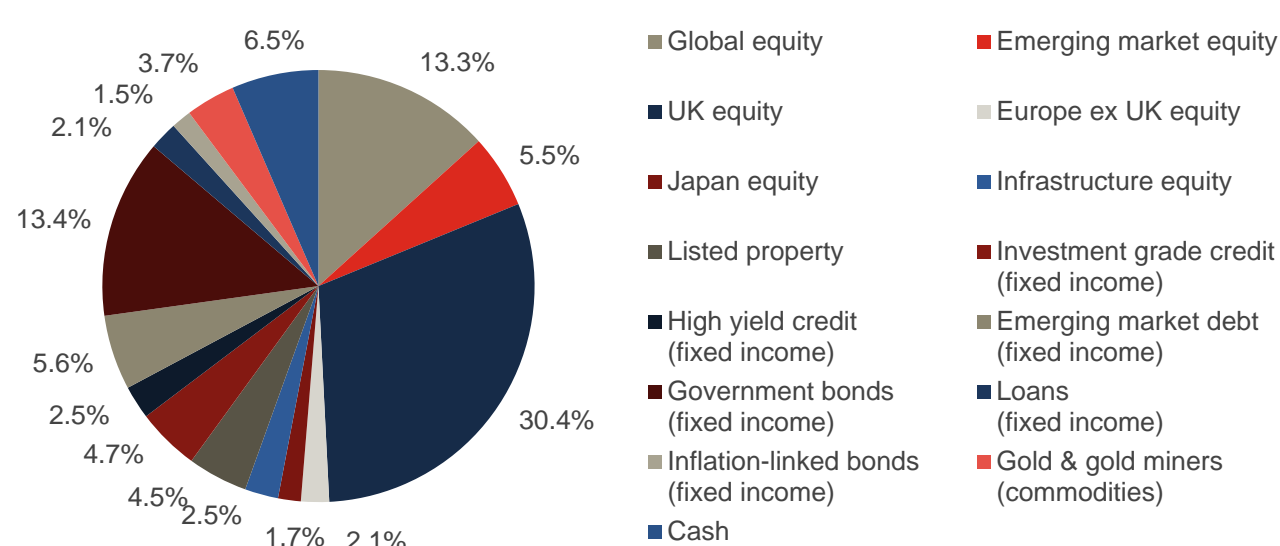
| Holdings   | Asset type   | Weight |
|--|--------------|--------|
| <sup>1</sup> iShares FTSE 100                              | Equity       | 11.3%  |
| <sup>1</sup> US Treasury Bonds                             | Fixed Income | 7.5%   |
| <sup>1</sup> Schroder UK Recovery                          | Equity       | 7.2%   |
| <sup>1</sup> Cash  | Cash         | 6.5%   |
| <sup>1</sup> Evenlode Income                               | Equity       | 6.2%   |
| <sup>1</sup> UK Gilt 1% 22/04/2024                         | Fixed Income | 5.9%   |
| <sup>1</sup> RWC Income Opportunities (GBP hedged)         | Equity       | 5.7%   |
| <sup>1</sup> iShares £ Corporate Bond 0-5yr                | Fixed Income | 4.7%   |
| <sup>1</sup> iShares Emerging Markets Index                | Equity       | 3.7%   |
| <sup>1</sup> iShares JPMorgan \$ Emerging Markets Bond ETF | Fixed Income | 3.5%   |

<sup>1</sup> Direct holding  
Source: Momentum Global Investment Management Limited, Northern Trust International Fund Administration Services (Guernsey) Limited.

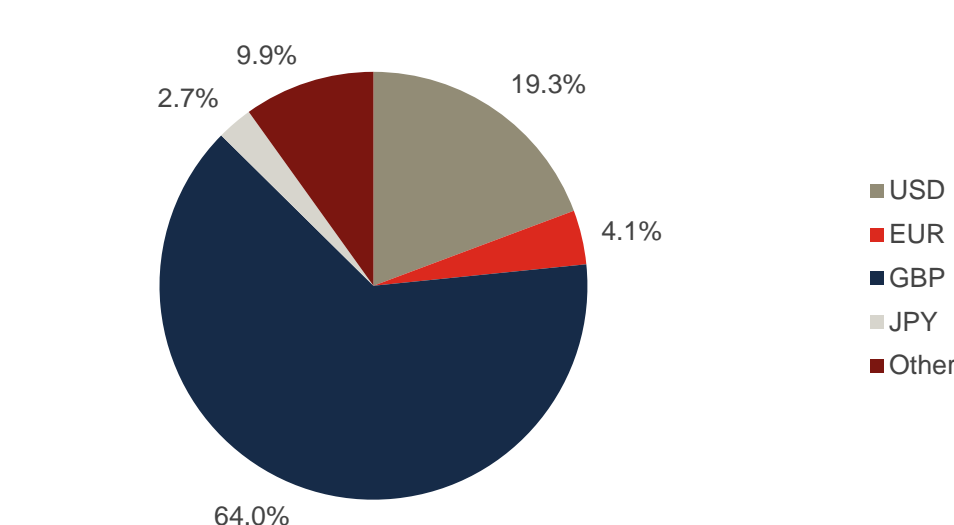
## Investment statistics (since investment strategy inception)

|                        |        |
|------------------------|--------|
| Cumulative return:     | 111.9% |
| Annualised return:     | 5.7%   |
| Annualised volatility: | 7.8%   |

## Current asset allocation\*\*\*



## Currency allocation



Source: Momentum Global Investment Management Limited, Northern Trust International Fund Administration Services (Guernsey) Limited.

\* Please refer to the fund supplement and scheme particulars for a detailed description of fees and fund facts.

\*\* The Total Expense Ratios (TERs) are the percentages of the net asset value of the class of the Financial Product incurred as expenses relating to the administration of the Financial Product. A higher TER does not necessarily imply a poor return, nor does a low TER imply a good return. A current TER may not necessarily be an accurate indication of future TERs. The TER to 28 June 2019 is based on data for the period from 29 June 2018 to 28 June 2019 and the financial year-end TER is based on data for the financial year-end to 28 June 2019. Cost ratios are calculated using historical actual and/or estimated data and are provided solely as an indication/guide as to the annual expenses/costs that could be incurred. These ratios do not represent any current/actual charges or fees.

\*\*\* Current asset allocation figures reflect the strategy classification of the collective investment schemes (or similar schemes) held by the Fund and do not look through to the underlying holdings of such schemes.

## ■ Market commentary

Equities extended their gains in July with Wall Street reaching new all-time highs. The UK was the biggest gainer in local currency terms, up 2.1%, but this was driven largely by a sharp fall in sterling which benefits the many UK listed stocks dependent on foreign earnings. Government bonds were generally firm as yields drifted lower while credit markets performed well with investment grade corporate bonds returning 2.1% in the UK and emerging market debt 4.8% over the month in sterling terms.

Should there have been any doubts about the scale of the manufacturing downturn across the world they were dispelled in July. Manufacturing is effectively in recession globally, led by those countries most dependent on the traded goods sector, most notably Germany with its large auto industry. The growing fear is that the downturn in manufacturing will eventually spill over into the all-important services sector, which to date has proved resilient.

These fears were exacerbated when at the end of July Trump surprised markets by announcing new tariffs from September 1st (although some increases have subsequently been postponed) of 10% on all remaining imports from China which do not yet attract tariffs, amounting to some \$300bn of goods.

At the same time inflation has been remarkably constrained, with core inflation indices in the US, Europe and Japan stuck firmly below central bank target rates. It is the combination of slowing growth, and falling and/or very subdued inflation which has been instrumental in pushing bond yields down substantially in the past 9 months and forced central banks to loosen policy, with the Federal Reserve cutting interest rates by 0.25% in July.

However, the extent of the global slowdown needs to be kept in perspective: trade and manufacturing are contracting but the service sector continues to grow, employment remains strong and the consumer is generally in good shape. There are no signs of systemic financial problems and an ensuing liquidity crunch nor of capacity shortages, inflation and a sudden tightening of policy. With inflation subdued central banks have considerable flexibility in keeping policy ultra-loose for much longer, thereby extending this extraordinary cycle.

The falls in interest rates this year, both at the short end and throughout the yield curve, across all government bond markets, provide a strong underpinning to equities and other risk assets, offsetting the more challenging conditions faced by the corporate sector after last year's benign backdrop. Against a backdrop of heightened uncertainty some consolidation is overdue, but we believe that the cycle has further to run and any falls in markets will give rise to opportunities to add to risk assets, while at all times maintaining careful diversification in portfolios to provide protection during inevitable shorter term setbacks.

Source: Bloomberg, Momentum Global Investment Management. All returns in GBP, unless stated otherwise.

## ■ Fees applicable to Class A participating shares

| Management and administration fee:   |                        | Investment management fee: | Other applicable fees:                              |       |
|--|------------------------|----------------------------|---|-------|
| <b>NAV of the Fund</b>   | <b>Fee (per annum)</b> | 0.40% per annum            | Custody fees (per annum):                           |       |
| Up to GBP 20m  | 0.30%                  |                            | Up to GBP 20m                                       | 0.05% |
| From GBP 20m to GBP 40m  | 0.25%                  |                            | From GBP 20m to GBP 40m                             | 0.04% |
| Over GBP 40m   | 0.20%                  |                            | From GBP 40m to GBP 70m                             | 0.03% |
| <i>subject to a minimum of USD 22,000 (or currency equivalent) per annum</i> |                        |                            | Over GBP 70m  | 0.02% |
| Performance fees are not applicable to this Fund                             |                        |                            | <i>subject to a minimum of GBP 5,000 per annum.</i> |       |
|  |                        |                            | (Custodian fee per transaction: USD 25)             |       |
|  |                        |                            | Distribution fees: 0.00%                            |       |
|  |                        |                            | Directors' fees: 0.00%                              |       |

## ■ Risk warnings and important notes

Collective investments are generally medium to long-term investments. The value of units may go down as well as up and past performance is not necessarily a guide to the future.

Collective investments are traded at ruling prices. Commission and incentives may be paid and, if so, would be included in the overall costs. All performance is calculated on a total return basis, after deduction of all fees and commissions and in US dollar terms. Forward pricing is used.

The Fund invests in other collective investments, which levy their own charges. This could result in a higher fee structure for the Fund.

Fluctuations in the value of the underlying funds, the income from them and changes in interest rates mean that the value of the Fund and any income arising from it may fall, as well as rise, and is not guaranteed.

Deductions of charges and expenses mean that you may not get back the amount you invested.

The fees charged within the Fund and by the managers of the underlying funds are not guaranteed and may change in the future.

Higher risk investments may be subject to sudden and larger falls in value in comparison to other investments. Higher risk investments include, but are not limited to, investments in smaller companies, even in developed markets, investments in emerging markets or single country debt or equity funds and investments in high yield or non-investment grade debt.

Notwithstanding ongoing monitoring of the underlying funds within the Fund, there can be no assurance that the performance of the funds will achieve their stated objectives.

The Fund will contain shares or units in underlying funds that invest internationally. The value of an investor's investment and the income arising from it will therefore be subject to exchange rate fluctuations.

Foreign securities may have additional material risks, depending on the specific risks affecting that country, such as: potential constraints on liquidity and the repatriation of funds; macroeconomic risks; political risks; foreign exchange risks; tax risks; settlement risks; and potential limitations on the availability of market information.

The Fund may contain shares or units in underlying funds that do not permit dealing every day. Investments in such funds will only be realisable on their dealing days. It is not possible to assess the proper market price of these investments other than on the fund's dealing days.

No borrowing will be undertaken by the Fund except for the purpose of meeting short term liquidity requirements. Borrowings will not exceed 10% of the net asset value of the Fund. For such purpose, the securities of the Fund may be pledged. No scrip borrowing will be allowed.

While derivative instruments may be used for hedging purposes, the risk remains that the relevant instrument may not necessarily fully correlate to the investments in the Fund and accordingly not fully reflect changes in the value of the investment, giving rise to potential net losses.

Forward contracts are neither traded on exchanges nor standardised. Principals dealing in these markets are also not required to make markets in the currencies they trade, with the result that these markets may experience periods of illiquidity. Banks and dealers will normally act as principals and usually each transaction is negotiated on an individual basis.

The Manager has the right to close the Fund to new investors, in order to manage it more efficiently, in accordance with its mandate.

Investment in the Fund may not be suitable for all investors. Investors should obtain advice from their financial adviser before proceeding with an investment.

Investors are reminded that any forecasts and/or commentary included in this MDD are not guaranteed to occur, and merely reflect the interpretation of the public information and propriety research available to the Investment Manager at a particular point in time.

This report should be read in conjunction with the prospectus of Momentum Mutual Fund ICC Limited and the supplement, in which all the current fees and fund facts are disclosed.

Copies of these scheme particulars, including the Prospectus, Fund Supplement, and the annual accounts of the Scheme, which provide additional information, are available, free of charge, upon request from Momentum Wealth International Limited, La Plaiderie House, La Plaiderie, St Peter Port, Guernsey, GY1 1WF, Telephone 0044 1481 735480, or from our website [www.momentum.co.gg](http://www.momentum.co.gg).

This report should not be construed as an investment advertisement, or investment advice or guidance or proposal or recommendation in any form whatsoever, whether relating to the Fund or its underlying investments. It is for information purposes only and has been prepared and is made available for the benefit of the investors in the Fund.

While all care has been taken by the Investment Manager in the preparation of the information contained in this report, neither the Manager nor Investment Manager make any representations or give any warranties as to the correctness, accuracy or completeness of the information, nor does either the Manager or Investment Manager assume liability or responsibility for any losses arising from errors or omissions in the information.

Momentum Mutual Fund ICC Limited is an incorporated cell company governed by the provisions of the Companies (Guernsey) Law 2008 as amended. Prior to its incorporation as an incorporated cell company on 19 January 2007, it was registered as a protected cell company on 20 February 2006. It is authorised, as an open-ended collective investment scheme of Class B by the Guernsey Financial Services Commission under the Protection of Investors (Bailiwick of Guernsey) Law, 1987 as amended. In giving this authorisation the Guernsey Financial Services Commission do not vouch for the financial soundness of Momentum Mutual Fund ICC Limited or for the correctness of any of the statements made or opinions expressed with regard to it.

Momentum Sterling Balanced Fund IC Limited is a registered incorporated cell of Momentum Mutual Fund ICC Limited, with registered number 46314.

Momentum Sterling Balanced Fund IC Limited is approved under the South African Collective Investment Schemes Control Act (No. 45 of 2002).

Momentum Wealth International Limited is the Fund Manager, licensed by the Guernsey Financial Services Commission, with its registered office at La Plaiderie House, La Plaiderie, St Peter Port, Guernsey, GY1 1WF. Momentum Wealth International Limited is an authorised financial services provider in terms of the Financial Advisory and Intermediary Services Act No. 37 of 2002 in South Africa. Momentum Wealth International Limited is a full member of the Association for Savings and Investments SA (ASISA).

Momentum Collective Investments (RF) (Pty) Ltd a South African company Registration No. 1987/004287/07, with its registered office at 268 West Avenue, Centurion, 0157, South Africa, has been appointed by the Manager as the Representative Office for the fund. Share call number 0860 111 899 Telephone +27 (0) 12 675 3002 Facsimile +27 (0) 12 675 3889.

Momentum Collective Investments (RF) (Pty) Ltd is an authorised manager of collective investment schemes in terms of the Collective Investment Schemes Control Act, No 45 of 2002.

Northern Trust International Fund Administration Services (Guernsey) Limited is the Fund Administrator, licensed by the Guernsey Financial Services Commission, with its registered office at PO Box 255, Trafalgar Court, Les Banques, St Peter Port, Guernsey, GY1 3QL.

Momentum Global Investment Management Limited is the appointed Investment Manager of the fund and is authorised and regulated by the UK Financial Conduct Authority, with its registered address at The Rex Building, 62 Queen Street, London EC4R 1EB. Momentum Global Investment Management Limited is an authorised financial services provider in terms of the Financial Advisory and Intermediary Services Act No. 37 of 2002 in South Africa.

Northern Trust (Guernsey) Limited is the Custodian, licensed by the Guernsey Financial Services Commission, with its registered office at PO Box 71, Trafalgar Court, Les Banques, St Peter Port, Guernsey, GY1 3DA

Momentum Wealth International Limited does not provide any guarantee, either with respect to the capital or the return of the Fund.

This report may not be circulated or copied where it may constitute an infringement of any local laws or regulations. This report is for the sole use of the intended recipient and may not be reproduced or circulated without the prior written approval of the Manager.