

Momentum Sterling Balanced Fund - Class A USD

Fund data for the month ending 31 May 2018

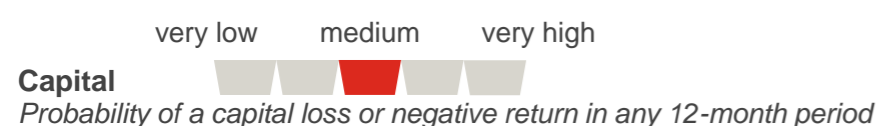
Fund details*

Manager: Momentum Wealth International Limited	Investment manager: Momentum Global Investment Management	Inception date (investment strategy): 31 December 2005	Inception date (fund): 18 April 2007
Income distribution: Accumulating, income received is not distributed	Custodian: Northern Trust (Guernsey) Limited	Fund size: GBP 10.4 million	Subscriptions / redemptions: daily
Valuation point: 11:00pm (Guernsey time) on the relevant Dealing Day	Investment timeframe: 3 years +	ASISA sector: Fund of funds	Minimum subscription: USD 7,500 (Sterling equivalent)
Benchmark: 30% MSCI UK, 30% MSCI AC World, 35% Citigroup UK Sterling WorldBIG, 5% Citigroup WorldBIG	Price per share (as at 31 May 2018): GBP 1.7029	Currency: GBP	Initial fee: none
Subscriptions cut-off time: The application form to subscribe must be completed and received by the Administrator by no later than 12:00 noon (Guernsey time) on the Business Day immediately preceding the relevant Dealing Day, with cleared funds to be received by 4.00pm (Guernsey time) three Business Days after the relevant Dealing Day.	Financial year-end TER**: 1.60%	TER**: 1.48%	
Redemptions cut-off time: Written notice to redeem must be received by the Administrator by no later than 12:00 noon (Guernsey time) on the Business Day immediately preceding the relevant Dealing Day.			

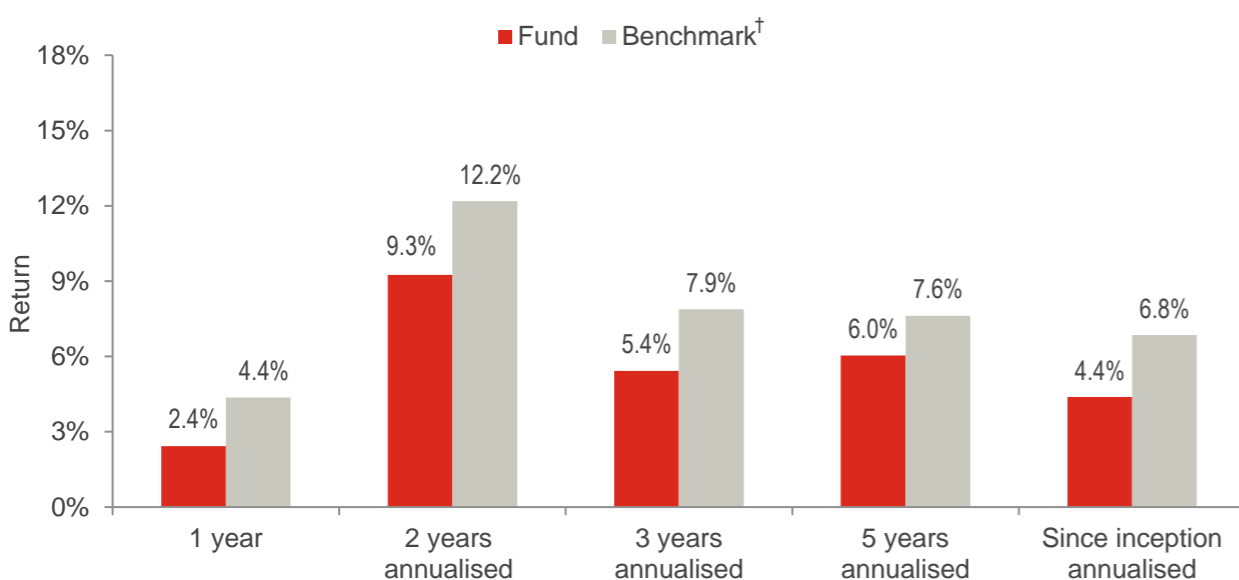
Up to date Fund prices per share are available on www.morningstar.co.za or upon request from the Manager or Administrator.

Investment objective

The primary objective of the Fund is to provide a balance between capital preservation and capital growth over the full investment cycle in local currency terms with a reduced level of volatility. The diversified portfolio invests into a wide range of asset classes including cash, fixed income, high yield, equities and property. As this portfolio has been designed for investors for whom sterling is the base currency, typically two thirds of the portfolio will be held in Sterling based investments. The Fund is ideally suited to investors with a medium risk tolerance with an investment horizon of three years or longer.



Fund performance



Cumulative returns

Year	Highest performance	Lowest performance	Cumulative performance
2006	+3.6% (Mar 2006)	-5.0% (May 2006)	+11.6%
2007	+2.3% (May 2007)	-2.3% (Jul 2007)	+4.4%
2008	+4.9% (Dec 2008)	-7.4% (Oct 2008)	-17.1%
2009	+4.9% (Aug 2009)	-4.2% (Jan 2009)	+16.3%
2010	+4.8% (Sep 2010)	-4.2% (May 2010)	+10.5%
2011	+2.7% (Oct 2011)	-4.8% (Aug 2011)	-3.2%
2012	+3.2% (Feb 2012)	-2.9% (May 2012)	+9.3%
2013	+4.8% (Jan 2013)	-2.1% (Jun 2013)	+16.8%
2014	+3.3% (Nov 2014)	-0.9% (Dec 2014)	+3.8%
2015	+4.0% (Oct 2015)	-3.4% (Jun 2015)	+0.7%
2016	+4.3% (Jul 2016)	-2.6% (Jan 2016)	+15.3%
2017	+2.3% (May 2017)	-1.7% (Sep 2017)	+5.8%
Since inception	+4.9% (Aug 2009)	-7.4% (Oct 2008)	+98.5%

† Prior to October 2011 the benchmark for the performance comparison provided in this document comprised: 30% MSCI UK, 30% MSCI World ex UK, 35% Citigroup UK Sterling WorldBIG, 5% Citigroup WorldBIG. Between October 2011 to March 2012 the benchmark for the performance comparison provided in this document comprised: 30% MSCI UK, 30% MSCI AC World ex UK, 35% Citigroup UK Sterling WorldBIG, 5% Citigroup WorldBIG. With effect from 01.09.2013 the 30% allocation in the FTSE All Share index was replaced with the MSCI UK index. Both indices have had similar returns since the inception of the Fund and this change, which has been applied retrospectively, has no significant impact on the performance comparison.

Source: Morningstar, Lipper Hindsight, Northern Trust International Fund Administration Services (Guernsey) Limited. **Past performance is not indicative of future returns.**

The fund performance is calculated on a total return basis, net of all fees and in pound sterling terms. NAV to NAV figures have been used for the performance calculations. The performance is calculated for the Fund. The individual investor performance may differ, as a result of various factors, including the actual investment date. Investment performance calculations are available for verification upon request. Annualised returns are period returns re-scaled to a period of 1 year. This allows investors to compare returns of different assets that they have owned for different lengths of time. Actual annual figures are available to investors upon request. Since inception figures are since the inception of the investment strategy.

Top holdings

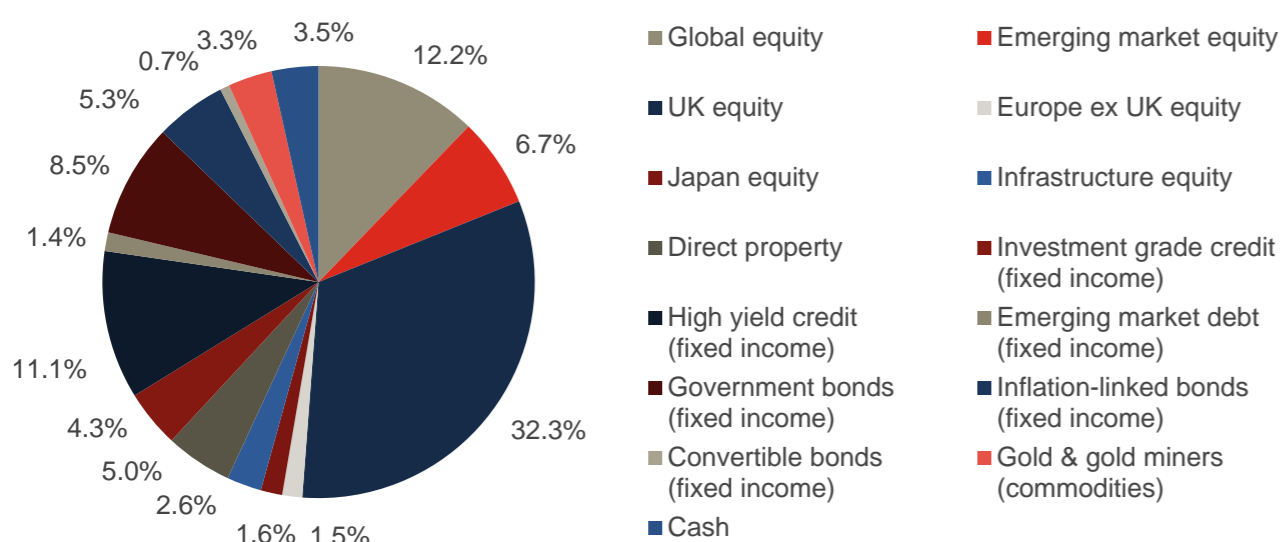
Holdings	Asset type	Weight
¹ iShares FTSE 100	Equity	11.7%
¹ US Treasury Bond	Fixed Income	8.5%
¹ Schroder UK Recovery	Equity	7.3%
¹ AXA US Short Duration High Yield	Fixed Income	7.1%
¹ Evenlode Income	Equity	6.9%
¹ RWC Income Opportunities (GBP hedged)	Equity	6.5%
¹ US TIPS	Fixed Income	5.3%
¹ iShares Emerging Markets Index	Equity	4.9%
¹ iShares £ Corporate Bond 0-5yr	Fixed Income	4.3%
¹ Muzinich EM Short Duration (GBP hedged)	Fixed Income	4.0%

¹ Direct holding
Source: Momentum Global Investment Management Limited, Northern Trust International Fund Administration Services (Guernsey) Limited.

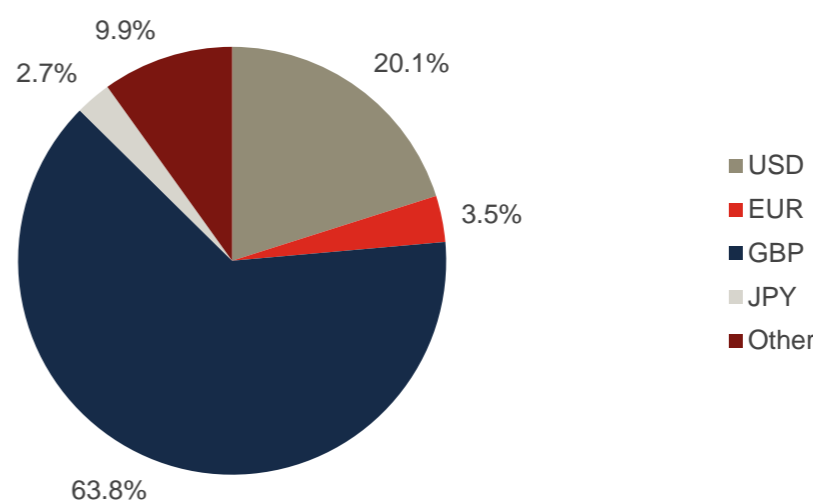
Investment statistics (since investment strategy inception)

Cumulative return:	98.5%
Annualised return:	5.7%
Annualised volatility:	7.9%

Current asset allocation***



Currency allocation



Source: Momentum Global Investment Management Limited, Northern Trust International Fund Administration Services (Guernsey) Limited.

* Please refer to the fund supplement and scheme particulars for a detailed description of fees and fund facts.

** The Total Expense Ratios (TERs) are the percentages of the net asset value of the class of the Financial Product incurred as expenses relating to the administration of the Financial Product. A higher TER does not necessarily imply a poor return, nor does a low TER imply a good return. A current TER may not necessarily be an accurate indication of future TERs. The TER to 29 March 2018 is based on data for the period from 31 March 2017 to 29 March 2018 and the financial year-end TER is based on data for the financial year-end to 30 June 2017. Cost ratios are calculated using historical actual and/or estimated data and are provided solely as an indication/guide as to the annual expenses/costs that could be incurred. These ratios do not represent any current/actual charges or fees.

*** Current asset allocation figures reflect the strategy classification of the collective investment schemes (or similar schemes) held by the Fund and do not look through to the underlying holdings of such schemes.

■ Market commentary

The most notable event in the month was the fall-out from the indecisive Italian election in March: an unlikely coalition of the anti-establishment 5 Star Movement and the far right League was finally able to form a government in May, only to have their nomination of finance minister overturned by the President. Investors took fright as it seemed the coalition would use this as an opportunity to push for another election in which the populists could have increased their share of the vote, increasing the risks of Italy exiting the euro. In the event a compromise was reached, but not before yields on 10 year Italian bonds had moved sharply higher from 1.9% to 3.2% (now 2.8%).

With a government debt to GDP ratio of 130%, one of the highest in the world, Italy remains vulnerable, despite the better performance of its economy in the past year, and many Italians reject the budgetary constraints imposed by Brussels.

Positive data from the US; problems in Italy plus evidence of slowing growth across the Eurozone more broadly; and steep interest rate differentials between the US and other developed countries, all underpinned the US dollar in May. On a trade weighted basis the dollar rose 2.3% in May, continuing its recovery from the February lows.

The strong dollar and rising interest rates in the US combined to put pressure on emerging markets, especially those most vulnerable with high offshore debt levels and weak current accounts requiring dollar funding. Emerging market equities fell 2.2% in local currency terms over the month (-0.1% in sterling terms). Meanwhile developed markets added 1.3% (+4.2% in sterling terms), led by the US which was the best performing market in sterling terms.

For the first time since the financial crisis safe haven government bonds, albeit only in the US, are beginning to offer an acceptable yield, and this will change the way other, riskier, markets perform in the months ahead.

The global economy continues to expand at a reasonable rate, and there are few if any signs of capacity shortages that would push up inflation rapidly and trigger an unexpected or steeper tightening of monetary policy. A key factor will be the huge growth in employment in the US over the past few years, leading to unemployment levels at near 50 year lows and some signs of a pick-up in wage inflation. This will be a key metric to watch in coming months but for the time being the economic environment remains broadly benign and hence we believe it is too early to be calling an end to this cycle.

Source: Bloomberg, Momentum Global Investment Management. All returns in GBP, unless stated otherwise.

■ Fees applicable to Class A participating shares

Management and administration fee:		Investment management fee:	Other applicable fees:	
NAV of the Fund	Fee (per annum)	0.40% per annum	Custody fees (per annum):	
Up to GBP 20m	0.30%		Up to GBP 20m	0.05%
From GBP 20m to GBP 40m	0.25%		From GBP 20m to GBP 40m	0.04%
Over GBP 40m	0.20%		From GBP 40m to GBP 70m	0.03%
<i>subject to a minimum of USD 22,000 (or currency equivalent) per annum</i>			Over GBP 70m	0.02%
Performance fees are not applicable to this Fund			<i>subject to a minimum of GBP 5,000 per annum.</i>	
			(Custodian fee per transaction: USD 25)	
			Distribution fees:	0.00%
			Directors' fees:	0.00%

■ Risk warnings and important notes

Collective investments are generally medium to long-term investments. The value of units may go down as well as up and past performance is not necessarily a guide to the future.

Collective investments are traded at ruling prices. Commission and incentives may be paid and, if so, would be included in the overall costs. All performance is calculated on a total return basis, after deduction of all fees and commissions and in US dollar terms. Forward pricing is used.

The Fund invests in other collective investments, which levy their own charges. This could result in a higher fee structure for the Fund.

Fluctuations in the value of the underlying funds, the income from them and changes in interest rates mean that the value of the Fund and any income arising from it may fall, as well as rise, and is not guaranteed.

Deductions of charges and expenses mean that you may not get back the amount you invested.

The fees charged within the Fund and by the managers of the underlying funds are not guaranteed and may change in the future.

Higher risk investments may be subject to sudden and larger falls in value in comparison to other investments. Higher risk investments include, but are not limited to, investments in smaller companies, even in developed markets, investments in emerging markets or single country debt or equity funds and investments in high yield or non-investment grade debt.

Notwithstanding ongoing monitoring of the underlying funds within the Fund, there can be no assurance that the performance of the funds will achieve their stated objectives.

The Fund will contain shares or units in underlying funds that invest internationally. The value of an investor's investment and the income arising from it will therefore be subject to exchange rate fluctuations.

Foreign securities may have additional material risks, depending on the specific risks affecting that country, such as: potential constraints on liquidity and the repatriation of funds; macroeconomic risks; political risks; foreign exchange risks; tax risks; settlement risks; and potential limitations on the availability of market information.

The Fund may contain shares or units in underlying funds that do not permit dealing every day. Investments in such funds will only be realisable on their dealing days. It is not possible to assess the proper market price of these investments other than on the fund's dealing days.

No borrowing will be undertaken by the Fund except for the purpose of meeting short term liquidity requirements. Borrowings will not exceed 10% of the net asset value of the Fund. For such purpose, the securities of the Fund may be pledged. No scrip borrowing will be allowed.

While derivative instruments may be used for hedging purposes, the risk remains that the relevant instrument may not necessarily fully correlate to the investments in the Fund and accordingly not fully reflect changes in the value of the investment, giving rise to potential net losses.

Forward contracts are neither traded on exchanges nor standardised. Principals dealing in these markets are also not required to make markets in the currencies they trade, with the result that these markets may experience periods of illiquidity. Banks and dealers will normally act as principals and usually each transaction is negotiated on an individual basis.

The Manager has the right to close the Fund to new investors, in order to manage it more efficiently, in accordance with its mandate.

Investment in the Fund may not be suitable for all investors. Investors should obtain advice from their financial adviser before proceeding with an investment.

Investors are reminded that any forecasts and/or commentary included in this MDD are not guaranteed to occur, and merely reflect the interpretation of the public information and propriety research available to the Investment Manager at a particular point in time.

This report should be read in conjunction with the prospectus of Momentum Mutual Fund ICC Limited and the supplement, in which all the current fees and fund facts are disclosed.

Copies of these scheme particulars, including the Prospectus, Fund Supplement, and the annual accounts of the Scheme, which provide additional information, are available, free of charge, upon request from Momentum Wealth International Limited, La Plaiderie House, La Plaiderie, St Peter Port, Guernsey, GY1 1WF, Telephone 0044 1481 735480, or from our website www.momentum.co.gg.

This report should not be construed as an investment advertisement, or investment advice or guidance or proposal or recommendation in any form whatsoever, whether relating to the Fund or its underlying investments. It is for information purposes only and has been prepared and is made available for the benefit of the investors in the Fund.

While all care has been taken by the Investment Manager in the preparation of the information contained in this report, neither the Manager nor Investment Manager make any representations or give any warranties as to the correctness, accuracy or completeness of the information, nor does either the Manager or Investment Manager assume liability or responsibility for any losses arising from errors or omissions in the information.

Momentum Mutual Fund ICC Limited is an incorporated cell company governed by the provisions of the Companies (Guernsey) Law 2008 as amended. Prior to its incorporation as an incorporated cell company on 19 January 2007, it was registered as a protected cell company on 20 February 2006. It is authorised, as an open-ended collective investment scheme of Class B by the Guernsey Financial Services Commission under the Protection of Investors (Bailiwick of Guernsey) Law, 1987 as amended. In giving this authorisation the Guernsey Financial Services Commission do not vouch for the financial soundness of Momentum Mutual Fund ICC Limited or for the correctness of any of the statements made or opinions expressed with regard to it.

Momentum Sterling Balanced Fund IC Limited is a registered incorporated cell of Momentum Mutual Fund ICC Limited, with registered number 46314.

Momentum Sterling Balanced Fund IC Limited is approved under the South African Collective Investment Schemes Control Act (No. 45 of 2002).

Momentum Wealth International Limited is the Fund Manager, licensed by the Guernsey Financial Services Commission, with its registered office at La Plaiderie House, La Plaiderie, St Peter Port, Guernsey, GY1 1WF. Momentum Wealth International Limited is an authorised financial services provider in terms of the Financial Advisory and Intermediary Services Act No. 37 of 2002 in South Africa. Momentum Wealth International Limited is a full member of the Association for Savings and Investments SA (ASISA).

Momentum Collective Investments (RF) (Pty) Ltd a South African company Registration No. 1987/004287/07, with its registered office at 268 West Avenue, Centurion, 0157, South Africa, has been appointed by the Manager as the Representative Office for the fund. Share call number 0860 111 899 Telephone +27 (0) 12 675 3002 Facsimile +27 (0) 12 675 3889.

Momentum Collective Investments (RF) (Pty) Ltd is an authorised manager of collective investment schemes in terms of the Collective Investment Schemes Control Act, No 45 of 2002.

Northern Trust International Fund Administration Services (Guernsey) Limited is the Fund Administrator, licensed by the Guernsey Financial Services Commission, with its registered office at PO Box 255, Trafalgar Court, Les Banques, St Peter Port, Guernsey, GY1 3QL.

Momentum Global Investment Management Limited is the appointed Investment Manager of the fund and is authorised and regulated by the UK Financial Conduct Authority, with its registered address at The Rex Building, 62 Queen Street, London EC4R 1EB. Momentum Global Investment Management Limited is an authorised financial services provider in terms of the Financial Advisory and Intermediary Services Act No. 37 of 2002 in South Africa.

Northern Trust (Guernsey) Limited is the Custodian, licensed by the Guernsey Financial Services Commission, with its registered office at PO Box 71, Trafalgar Court, Les Banques, St Peter Port, Guernsey, GY1 3DA

Momentum Wealth International Limited does not provide any guarantee, either with respect to the capital or the return of the Fund.

This report may not be circulated or copied where it may constitute an infringement of any local laws or regulations. This report is for the sole use of the intended recipient and may not be reproduced or circulated without the prior written approval of the Manager.